


Flat and Step Type



Flat type is held into a holder with a set screw. This method is recommended for use only in applications with smaller forces, and minimal machine vibrations.

Applications include:

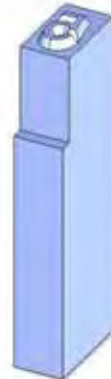
- Model 78 Mite-E-Mark rod style A
- Some brands of hand holders
- Custom holders



Step style type is held into a holder with a plate or clip. This method offers very easy changing of the marking legend.

Applications include:

- Press holders – P series
- Dovetail holders – DM Series
- Hand holders – H series and R Buster



Double step type may be used in the same applications and offers orientation versatility.

Multi-Character stamps are easily ordered by extending the part number to include the "L" logo segment prefix and "C#" denoting the number of characters as the suffix.

Example: LCMS13C5-XXXXX
(XXXXX are the characters required on the stamp.)

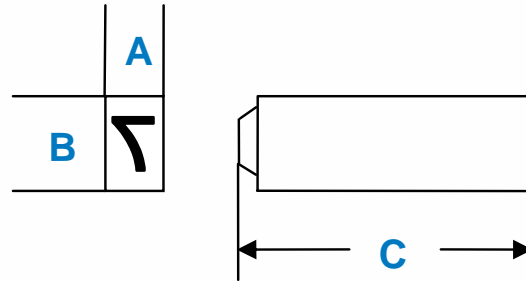


The height (B) and the length (C) of the stamp will remain the same. The width of the stamp (A) will be the single character width multiplied by the number of characters on the stamp.

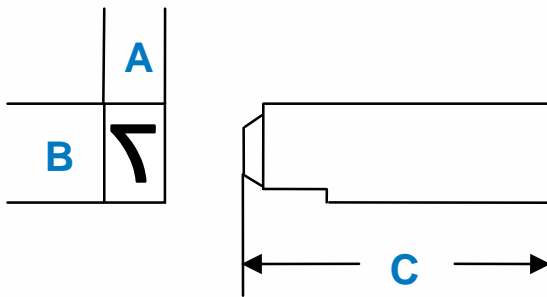
Flat, Step and Double Step Type Styles

Flat Style CMF Series

Char Size	A	B	C	Catalog No.
1/32	1/16	1/4	7/8	CMF03-
1/16	1/16	1/4		CMF06-
3/32	3/32	1/4		CMF09-
1/8	1/8	1/4		CMF13-
5/32	3/16	5/16		CMF16-
3/16	3/16	5/16		CMF19-
1/4	1/4	3/8		CMF25-



Step Style CMS Series



Char Size	A	B	C	Catalog No.
1/32	1/16	1/4	7/8	CMS03-
1/16	1/16	1/4		CMS06-
3/32	3/32	1/4		CMS09-
1/8	1/8	1/4		CMS13-
5/32	3/16	5/16		CMS16-
3/16	3/16	5/16		CMS19-
1/4	1/4	3/8		CMS25-



Double Step Style CMT Series

Char Size	A	B	C	Catalog No.
1/32	1/16	1/4	7/8	CMT03-
1/16	1/16	1/4		CMT06-
3/32	3/32	1/4		CMT09-
1/8	1/8	1/4		CMT13-
5/32	3/16	5/16		CMT16-
3/16	3/16	5/16		CMT19-
1/4	1/4	3/8		CMT25-

