
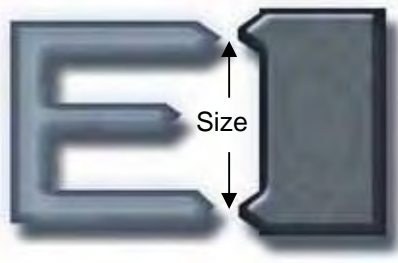


Character Face Styles


Sharp Face Characters are engraved with a sharp edge. A sharp face tool penetrates more easily than other styles.




Flat Face Characters are engraved with a flat face instead of a sharp edge in order to produce a wider impression. This face is often used on brass or other non-ferrous metals. Since more material is displaced more force is required.



Open Face Characters have two sharp face lines to produce double line impression of an outline character. This style is used to emphasize trademarks or designs.



Ball Face Characters are engraved with a special rounded face for marking impressions with minimum stress at the point of marking



Dot Style Characters are engraved with a series of rounded dots for the lowest possible stress when marking. Recommended for high pressure fittings, aircraft and other parts where sharp tools might disrupt the molecular structure of the metal.

